

# IN CASE OF EMERGENCY

## In Case of Emergency Card

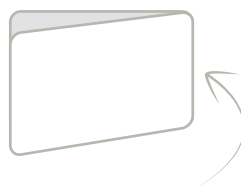
Just print out our 'In Case of Emergency' (ICE) card and simply fill it in with details about your parent that a paramedic or hospital would want to know straight away. Because we've designed it to be credit-card size, your parent can keep it in their purse or wallet. Don't forget to add the code ICE to your name on their mobile phone too – emergency services do check.

IN CASE OF EMERGENCY	
<b>My name is</b> <input type="text"/>	<b>My date of birth is</b> <input type="text"/>
<b>My NHS number is</b> <input type="text"/> <input type="text"/> <input type="text"/> <input type="text"/> <input type="text"/> <input type="text"/> <input type="text"/> <input type="text"/> <input type="text"/> <input type="text"/> <input type="text"/>	
<i>See reverse for more details</i>	
<b>Please contact</b>	
<input type="text"/> Name	<input type="text"/> Number
<b>Or</b>	
<input type="text"/> Name	<input type="text"/> Number
<b>My allergies</b>	<b>Internal Electronic Wear</b>
<input type="text"/>	<input type="text"/>

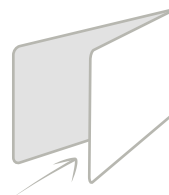
### How to use



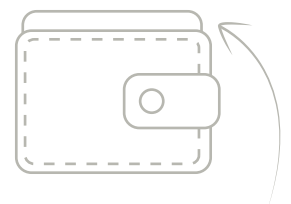
1. CUT ALONG THE  
DOTTED LINE



2. FOLD DOWN THE  
MIDDLE



3. GLUE THE TWO SIDES  
TOGETHER



4. POP IT IN YOUR PARENTS  
WALLET OR PURSE IN A  
NOTICABLE PLACE